

Exploration of the Sparck Plasma Sinter Technic for the Manufacture of Implants for Orthopedic Applications: Development of a High-Performance Nbti-Swcnts Nanocomposite Welded TV6A Alloy and Densification of Preforms

Badis Bendjemil^{1,2*}, Mohamed Mouyane³, Jerome Bernard³, David Houivet³ and Jacques G Noudem⁴

¹DGM / FSTechno / UG-University of Guelma, Algeria

²LASEA / DC / FS / UBMA-University of Badji-Mokhtar Annaba, Algeria

³LUSAC, EA 4253, University of Caen Basse-Normandie (UCBN), France

⁴ENSICAEN, Boulevard Maréchal Juin, France

Abstract

Nanocomposite Ti 50 wt% Nb with and with about reinforcement of carbon nanotubes were successfully fabricated by ball milling of Ti, Nb and SWCNTs (single walled carbon nanotubes) nanopowder mixture followed by field activated spark plasma sintering process (FASPS) for biomedical application, superconductivity and magnetism in the ITER Project. The use of brittle Ti powder, instead of ductile elemental powder, led to significant increment in the yield of mechanically alloyed powder. The powder consisted of homogeneously distributed nano-sized Ti/Nb particles together with micron-sized pure Nb particles. Sintering of the powders under low temperature and pressure conditions (1273 K, 1473 K and P=50 Mpa) resulted in the fine-grained heterogeneous microstructure consisting of α and β phases. On the other hand, sintering at higher temperatures (1473 K) resulted in a relatively coarse-grained chemically homogeneous microstructure with almost complete phase. Coarse-grained homogeneous β NbTi alloy exhibited higher average hardness as compared to that of heterogeneous fine grained microstructures. An attempt has been made to illustrate the correlation between the microstructural characteristics and mechanical properties of the sintered Ti50Nb compacts. To studies and to develop the influence of SWCNTs on the behavior of the nanocomposite TiNb/SWCNTs and the welding joint interface between TA6V and nanocomposite by sparck plasma sintering. At last, the continuation of the work has been discussed and prepared, planning dynamic flexion tests to measure the NbTi, NbTi/CNTs, NbTi/SWCNTs, TA6V fatigue limit and developing a computer processing chain in order to customize prostheses respecting patients' morphology. The fluid ethanchied lubrication of the prosthesis articulation is currently also in study and preparation.

Then, a change of scale made possible by the use of an industrial size SPS machine led to the realization of types of blade preform according to patient morphology. These results led to the filing of a patent.

Keywords: Biomechanic; Friction coefficient; NbTi50; Nano-indentation; Single walled carbon nanotubes (SWCNTs); Stress-shielding; Titanium alloys

***Corresponding author:** Badis Bendjemil, DGM / FSTechno / UG-University of Guelma, LASEA / DC / FS / UBMA-University of Badji-Mokhtar Annaba, Algeria, Tel: +213 673213352; E-mail: Badis23@gmail.com

Received Date: October 18, 2019

Accepted Date: November 14, 2019

Published Date: November 22, 2019

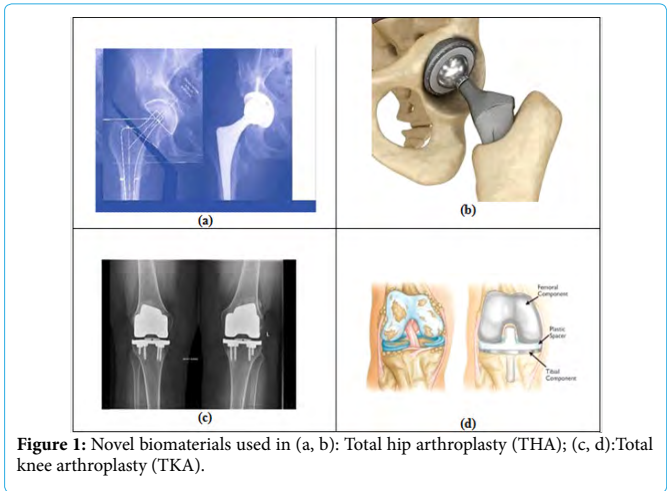
Citation: Bendjemil B, Mouyane M, Bernard J, Houivet D, Noudem JG (2019) Exploration of the Sparck Plasma Sinter Technic for the Manufacture of Implants for Orthopedic Applications: Development of a High-Performance Nbti-Swcnts Nanocomposite Welded TV6A Alloy and Densification of Preforms. J Nanosci Nanomed Nanobio 3: 006.

Copyright: © 2019 Bendjemil B, et al. This is an open-access article distributed under the terms of the Creative Commons Attribution License, which permits unrestricted use, distribution, and reproduction in any medium, provided the original author and source are credited.


Introduction

Total hip arthroplasty (THA) and Total knee arthroplasty (TKA) (Figure 1) has been a successful, increasing practice for caring for hip arthritis in the aging and active population by novel biomaterials (Table 1). The advent of new techniques and efficiency has advanced the practice to one of the more reproducible and beneficial operations orthopedic surgeons perform. Because of the increasing age of the American population, the need and number of hip replacements performed is expected to increase over the coming decades. With that in mind, surgeons have been advancing the practice of joint replacement in both the knee and the hip to accommodate the active lifestyles and demands of patients [1,2]. More and more patients desire to be home in a timely manner and get back to work and daily activities as soon as they can tolerate. Several studies have shown the benefits and successful outcomes of an outpatient approach to joint replacement surgery [3,4]. One surgeon's experience with transitioning to outpatient total hip arthroplasty and the development of a successful outpatient program (Figure 1). The bearing surfaces of the novel biomaterials used in THA and THK is presented in (Table 1). Over the past two and a half years, the technique has evolved and patients were followed to

determine whether this idea was plausible. The thought being that patients who are healthy enough and motivated to go home after surgery might recover just as well as those who had traditionally stayed in a hospital for two-sometimes three-days. The practice has instituted an outpatient hip replacement model that has been used successfully in both the hospital and ambulatory surgery center settings.



The in situ spark plasma sintering process for the manufacturing of prosthesis of THA and THK with the detailed parameters figure 2.



Materials and Methods

Total Hip Arthroplasty (THA) is used to replace a damaged hip joint. Bone is a living tissue which remodel itself depending on its solicitations. If a bone does not stand enough stresses, it will lose density be weakened and fracture. After a joint replacement, the differences of mechanical properties, and mostly the Young's modulus, between the prosthesis (110 GPa) and the bone (20GPa) modifies the solicitations distribution. This phenomenon is called stress-shielding

because it obstructs the constraints transmission from the implant to the bone. However, coating the prosthetic stem, by the process, with a superelastic titanium alloy, TiNb, might reduce the stress-shielding effect. This TiNb alloy [5,6] has a low Young's modulus (60 to 80 GPa) which can be lowered (about 35 GPa) thanks to a "flash sintering" The stresses distribution should be enhanced, the bone more stimulated resulting in a lower risk of fracture or implant loosening. The ultimate aim of this work is to demonstrate the biomaterials TiNb alloys, TiNb/CNTs [3] nanocomposites and TiNb/CNTs/TA6V after welding by FASPS has the required mechanical and chemical properties for this kind of biomedical applications. First, nanoindentation tests were performed with a coupled analysis in a scanning electron microscope to show the gradient properties the interface between the bulk TA6V [7-9] and the TiNb, TiNb/CNTs, bulk biomaterials.

Bearing Surface	Advantages	Disadvantages
MoPmetal on poly-ethylene Articulation	Good long term results in elderly patients	Higher rate of liner wear
	Newly materials - XLPE, Antioxidant doped PE	PE liner wear debris generated the occurrence of osteolysis Newly materials do not have long term results
MoMmetal on metal Articulation	Reduction in wear	Bone and soft tissue necrosis with pseudotumor formation
	Improvement of range of movement	Cobalt and chromium ions can affect the body
	Lower dislocation rate	Relatively high rate of osteolysis and implant failure
	Good clinical results in small head MoM	Withdrawal of large head MoM
CoCceramic on ceramic Articulation	Lower wear rate	Ceramic fracture
	Lowerosteolysis	Squeaking noise
	Very higher survivor rate in long term results Harmless wear particle to human body	
CoPmetal on poly-ethylene Articulation	Ceramic surfaces advantages + PE surfaces advantages	Alumina head fracture

Table 1: Advantages and disadvantages of bearing surfaces of the novel biomaterials used in THA and THK.

Results and Discussion

Scratch and wear tests were used to study the tribological properties of this titanium alloy nanocomposite in comparison with welded with TA6V. Then, galvanic corrosion risk was also analyzed between the interface of TA6V and TiNb and TiNb/CNTs in physiological medium. At last, the continuation of the work has been discussed and prepared, planning dynamic flexion tests to measure the TiNb, TiNb/CNTs and TiNb/CNTs/TA6V fatigue limit and developing a computer processing chain in order to customize prostheses respecting patients' morphology. Titanium and its alloys have been widely used in key engineering applications covering a variety of areas, such as aerospace, marine, biomaterials, chemical industries, sports, etc., due to their unique combination of outstanding mechanical and chemical properties. In spite of all the meritorious properties of titanium-based alloys and reinforced by CNTs, the complexities associated with their thermo-mechanical processing and subsequent machining limit their widespread usage. Therefore, it is necessary to develop an optimum fabrication/processing strategy to offer commercially viable and good quality Ti-based near-net shaped products. A field activated sparks plasma sintering process (FASPS). Based on the processing approach could be a suitable way of achieving good relative density and

mechanical properties. However, the preparation and handling of Ti-based powders has several issues associated with it. The suggested novel biomaterials proposed for THA and THK is ullanstrated in the (Table 2).

Nevertheless, in recent years, several new processes have been developed to prepare high quality elemental Ti and Ti-alloys at a relatively lower cost [10]. These processes combined with other secondary powder metallurgy based operations in situ spark plasma sinter design and manufacturing of prosthesis offer several advantages over other conventional fabrication processes, enhancing the feasibility of commercial viability of titanium, its alloys and nanocomposites.

Newer bearing surfaces in current clinical practice have shown promising clinical outcomes. With success of these wear reducing bearing surfaces, the scientific community will need to focus on not only further reducing abrasive wear but on reducing stress shielding as well by newer biomaterials as well as designs. Ongoing research and the future of biomaterials in the hip are anticipated. The effect carbon nanotubes additions and sintering temperature on the microstructure and mechanical properties of the sintered binary Nb 50 wt. Ti % alloy compacts have been evaluated, and the results related to this aspect are presented and discussed. The possibility to develop the weldability of NbTi/CNTs nanocomposites [3] with TA6V alloys to form NbTi/CNTs/TA6V by in situ spark plasma sinter design and manufacturing of prosthesis is achieved after a technology of the machining of the spacer, die and matrix of the FCT sintering machine of the more complicate geometry of the Total Hip and Knee Arthroplasty (THA, TKA) prosthesis.


Biomaterials disigns	Advantages
NbTiwelded with TV6A on NbTi/CNTs Articulation + boulle 	Wear resistance Good resistance Good ductility Good tenacity Good stress-shielding
NbTiwelded TV6A Godet (corps) 	Wear resistance Good resistance Good tenacity Good stress-shielding

Table 2: Suggested novel biomaterials proposed for manufacture THA and THK after design.

Conclusion

THA remains a highly successful procedure providing good pain relief and improvement of activity levels. Despite its success, the expectations continue to increase with more and more young patients undergoing hip replacement and most of them seeking higher activity level (higher range of motion and stability in those ranges) as well as longevity of the prosthesis. Besides, the fixation method for the prosthesis, good surgical approach, bearing surfaces remains the most important determinant of longevity of the hip prosthesis.

The prosthesis ball and joint is made of NbTi and NbTi-CNT because it offers good ductility and reduce strain, stress and bearing surfaces and wear resistance by adding of the CNT at the hip, the body of the prosthesis is made of TV6A welded with the ball and introduced with the femur one offering him a good tenacity, NbTi/CNTs nanocomposites has required mechanical and chemical properties for this kind of biomedical applications. First, nanoindentation tests were performed with a coupled analysis in a scanning electron microscope to show the gradient properties the interface between the TA6V bulk substrate and the NbTi/CNTs adding. Scratch and wear tests were used to study the tribological properties of this Titanium alloy in comparison with TA6V. Then, galvanic corrosion risk was also analyzed between TA6V/TiNb and NbTi/CNTs in physiological medium. At last, the continuation of the work has been discussed and prepared, planning dynamic flexion tests to measure the NbTi and NbTi/CNTs/TA6V fatigue limit and developing a computer processing chain in order to customize prostheses respecting patients' morphology.

The in situ spark plasma sintering process for the manufacturing of prosthesis of THA and THK with the detailed parameters. The design and manufacturing of punch, spacer and die for the prosthesis (KHA and TKA), simulation of the thermomechanical properties (temperature, strain-tress) and weldability under Abaqus will be performed in the near future. The fluid lubrication of the prosthesis articulation is currently also in study.

Acknowledgment

We acknowledge support to this project from Algerian minister of scientific research.

Conflicts of Interest

Declare if any conflict of interest exists.

References

1. Berger RA, Sanders S, Gerlinger T, Della Valle C, Jacobs JJ, et al. (2005) Outpatient total knee arthroplasty with a minimally invasive technique. J Arthroplasty 20: 33-38.

2. Berger RA, Sanders SA, Thill ES, Sporer SM, Della Valle C (2009) Newer anesthesia and rehabilitation protocols enable outpatient hip replacement in selected patients. Clin Orthop Relat Res 467: 1424-1430.

3. Dorr LD, Thomas DJ, Zhu J, Dastane M, Chao L, et al. (2010) Outpatient total hip arthroplasty. J Arthroplasty 25: 501-506.

4. Goyal N, Chen AF, Padgett SE, Tan TL, Khair MM, et al. (2017) Otto Aufranc Award: multicenter, randomized study of outpatient versus inpatient total hip arthroplasty. Clin Orthop Relat Res 475: 364-372.

5. Zhuravleva K, Bonisch M, Scudino S, Calin M, Schultz L, et al. (2014) Phase transformations in ball milled Ti₄₀Nb and Ti₄₅Nb powders upon quenching from beta phase. Powder Technol 253: 546-555.

6. Zhuravleva K, Bonisch M, Prashanth KG, Hempel U, Helth A, et al. (2013) Production of Porous β-Type Ti40Nb Alloy for Biomedical Applications: Comparison of Selective Laser Melting and Hot Pressing Materials. Materials (Basel) 6: 5700-5712.

7. Chu Z, Yuan G, kato H, Xie G, Yan D (2015) The study on interface and property of TiNb/Zr-based metallic glassy composite fabricated by SPS. J Non Cryst Solids 426: 83-94.

8. Goudeau P, Vandenbulcke L, Met C, Barros MI De, Andre Azza P, et al. (2005) X-ray diffraction analysis of residual stresses in smooth fine-grained diamond coatings deposited on TA6V alloys. Surf Coat Technol 200: 170-185.

Citation: Bendjemil B, Mouyane M, Bernard J, Houivet D, Noudem JG (2019) Exploration of the Sparck Plasma Sinter Technic for the Manufacture of Implants for Orthopedic Applications: Development of a High-Performance Nbti-Swcnts Nanocomposite Welded TV6A Alloy and Densification of Preforms. *J Nanosci Nanomed Nanobio* 3: 006.

-
9. Mauduit D, Fournier ML, Grondin K, Pottier T, Maoult YL (2017) Industrial applications of the superplastic forming by using Infra-Red heater. *Procedia Engineering* 207: 1898-1910.
 10. Froes FH, Derek F, Imam MA (2004) Cost Affordable Titanium. TMS, Warrendale 220.



Henry Journal of Acupuncture & Traditional Medicine

Henry Journal of Anesthesia & Perioperative Management

Henry Journal of Aquaculture and Technical Development

Henry Journal of Cardiology & Cardiovascular Medicine

Henry Journal of Case Reports & Imaging

Henry Journal of Cell & Molecular Biology

Henry Journal of Tissue Biology & Cytology

Henry Journal of Clinical, Experimental and Cosmetic Dermatology

Henry Journal of Diabetes & Metabolic Syndrome

Henry Journal of Emergency Medicine, Trauma & Surgical Care

Henry Journal of Haematology & Hemotherapy

Henry Journal of Immunology & Immunotherapy

Henry Journal of Nanoscience, Nanomedicine & Nanobiology

Henry Journal of Nutrition & Food Science

Henry Journal of Obesity & Body Weight

Henry Journal of Cellular & Molecular Oncology

Henry Journal of Ophthalmology & Optometry

Henry Journal of Perinatology & Pediatrics

Submit Your Manuscript: <https://www.henrypublishinggroups.com/submit-manuscript/>